



CF SHINGLE PANEL

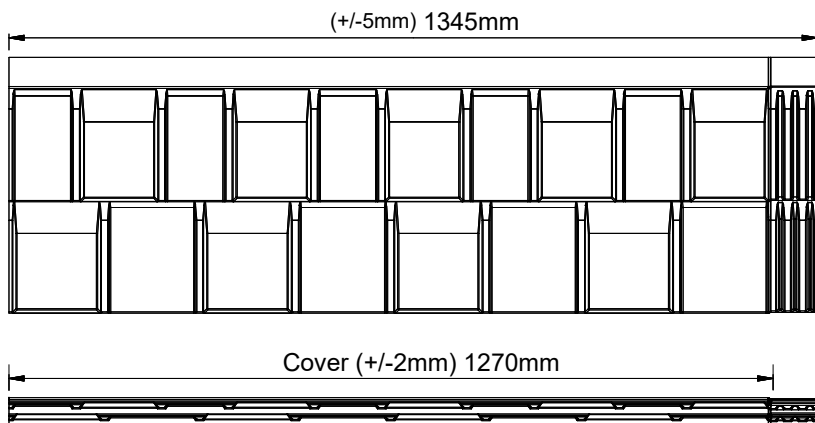
Product Specification Detail On Plywood Substrate

Date: 2024

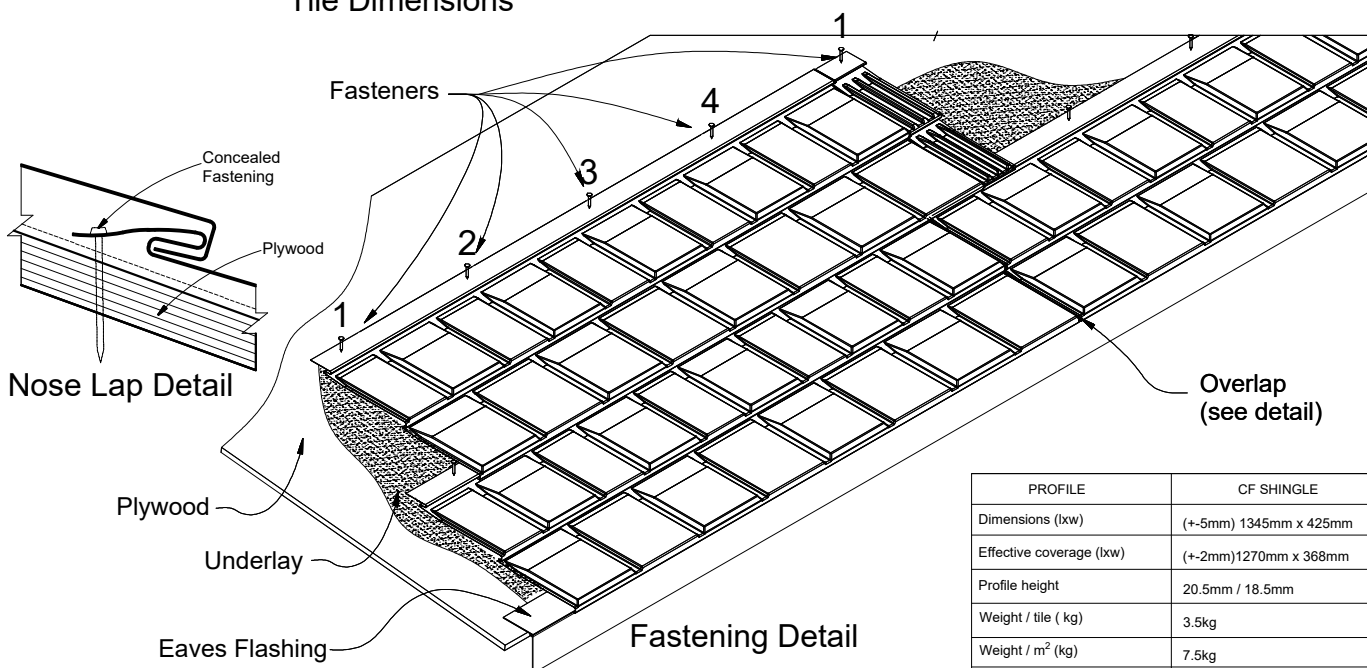
NZ: gerardroofs.co.nz
customerservice@gerardroofs.co.nz

Code:
CF SHIP_200A_PD_R01_01_2024

AUS: gerardroofs.com.au
info@gerardroofs.com.au



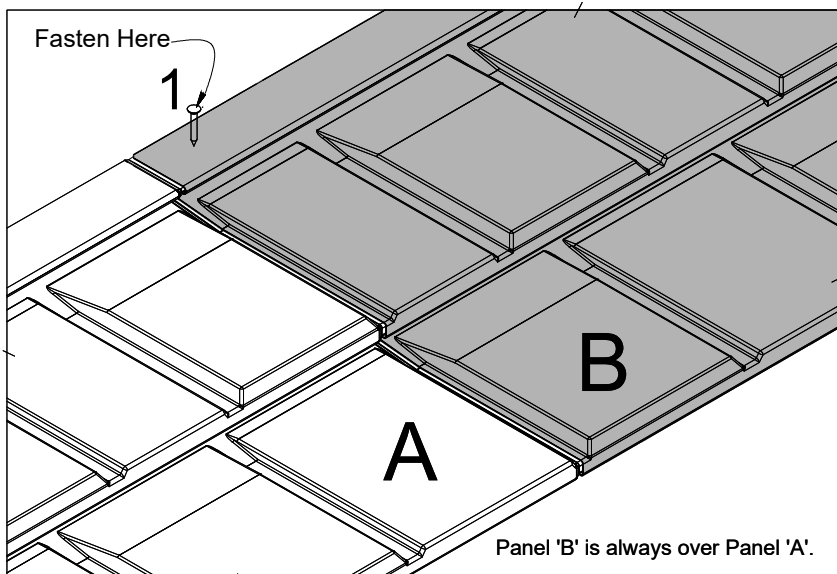
Tile Dimensions



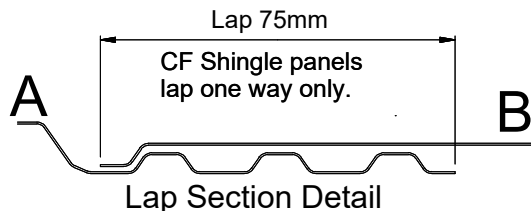
Nose Lap Detail

Fastening Detail

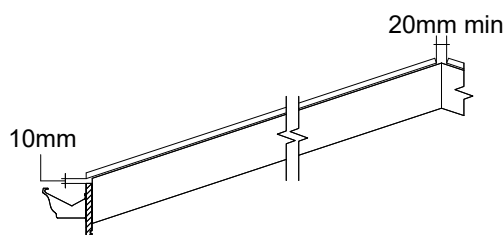
PROFILE	CF SHINGLE
Dimensions (kw)	(+/-5mm) 1345mm x 425mm
Effective coverage (kw)	(+/-2mm)1270mm x 368mm
Profile height	20.5mm / 18.5mm
Weight / tile (kg)	3.5kg
Weight / m ² (kg)	7.5kg
Tile fastener in wind zones up to and including extra high	4 per tile, as per NZBC Acceptable Solution E2/AS1
Min roof pitch	15 °
Roof cover/ tile effective coverage area	0.47m ²



Overlap Detail



Lap Section Detail



Plywood Layout